

Titanium Quickie Style



QUICKIE TI
TITANIUM

LIGHTEST

STRONGEST

MOST ADJUSTABLE

See for yourself...




www.sunrisemedical.com

Lightweight and Adjustable

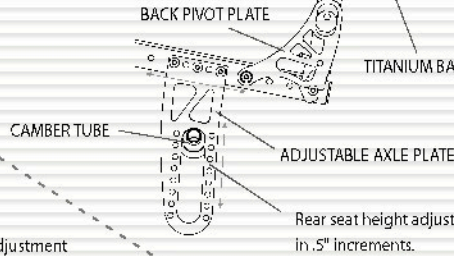
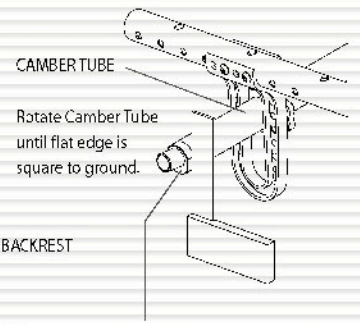
What does your chair weigh?

Now when they ask how much your chair weighs you can give them an answer!

When you order your Quickie Ti Titanium the weight calculations are done for you.



Angle adjustable backrest with a machined back plate maintains the form and function of the user. Multiple back angle settings (84°, 86°, 90°, 94° and 96°) allow the user to choose seat angle without compromising their positioning.




Easy center of gravity adjustment in .5" increments.

Quick and easy adjustment for toe-in / toe-out. Eliminates drag and maximizes the performance and roll efficiency of the chair.

QUICKIE Ti TITANIUM CONFIGURATION RANGES

| | | |
|--------------------|-----------------|------------------|
| Seat Width | 13" - 18" | 1.00" increments |
| Seat Depth | 14" - 19" | 1.00" increments |
| Front Seat Height | 16" - 20" | .50" increments |
| Rear Seat Height | 12.5" - 19" | .50" increments |
| Front Frame Angle | 70°, 80°, 85° | |
| Frame Inset | 0", 1", 2" | |
| Footrest Range | 11.25" - 17.25" | |
| Titanium Backrest | 10" - 15" | 1.00" increments |
| Aluminum Backrest | 11" - 20" | 1.00" increments |
| Caster sizes | 3", 4", 5" | |
| Rear Wheels | 24", 25", 26" | |
| Rear Wheel Spacing | .75" - 1.5" | .25" increments |
| Center of Gravity | .5" - 4.5" | .50" increments |
| Camber | 0°, 2°, 4°, 8° | |



Angle adjustment pivots within the caster housing to easily accommodate multiple seat heights and wheel and caster changes.



Splines form a tight fit and provide 16° of adjustment in 2° increments. The caster can be aligned quickly and easily.

Engineering excellence offers a compact caster fork with bearings that are internal to the fork. This stylish design has been machined to eliminate excess weight while preserving strength.

